



**Norsat**  
International Inc.

Innovative Communication Solutions

# MICROWAVE COMPONENT

## LNB REDUNDANT SWITCH SYSTEM

### RS-LNB


#### APPLICATIONS

Norsat's Redundant LNB Switch Systems automatically detect signal faults and switch to an alternate LNB, LNA or BDC - providing maximum satellite service availability. Receive-side signal continuity is maintained via continuous power detection, and upon detecting a fault, signal is automatically switched to the reserve LNB.

Available for either 1:1 or 1:2 redundancy applications, Norsat LNB/LNA/BDC Redundant Switch solutions combine the reliability and performance pedigree of down conversion products with the ultimate system safeguarding solution for remote and challenging satellite terminal installations.

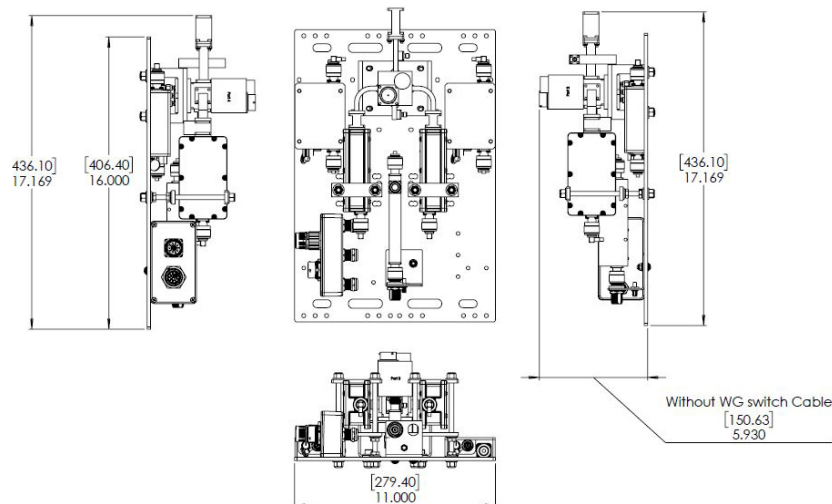
#### FEATURES

- C, X, Ku and Ka-band Systems available
- Automatically detect LNB/LNA/BDC failure via DC current
- Fully automatic or manually-commanded redundancy
- M&C through Ethernet (SNMP, Web interface)



Ku-Band Pictured

#### MECHANICAL DIAGRAM



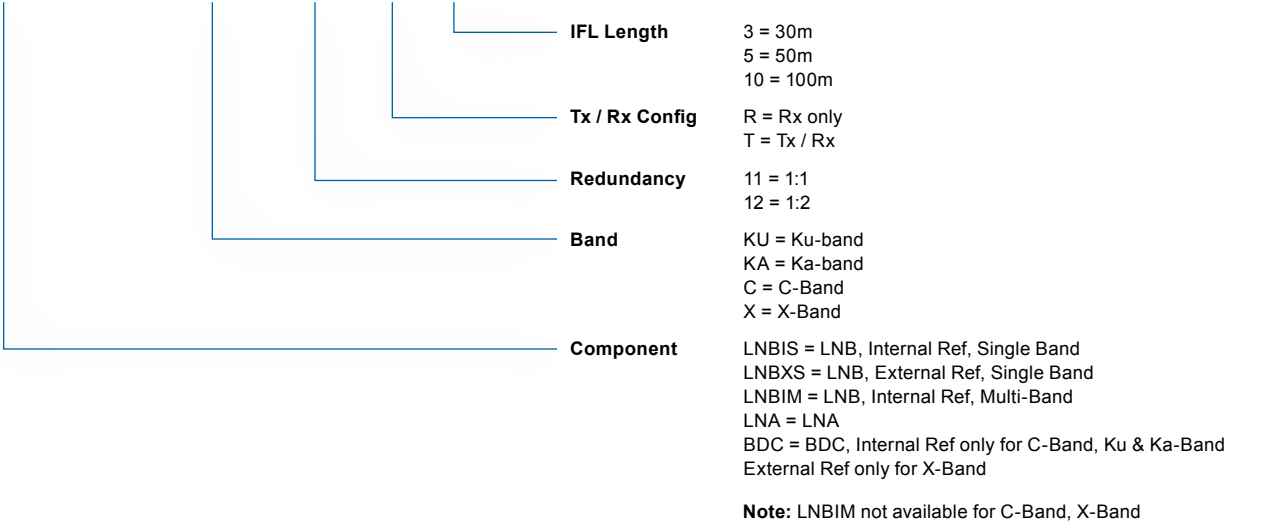
SPECIFICATIONS

SYSTEM		MECHANICAL	
Insertion Loss	0.5 dB max.	Weight	20 lbs (9 kg) max. (excluding installed devices)
Input VSWR	LNB Dependent	Dimensions (W x H x D)	19 in x 6.25 in x 11.6 in (483 mm x 159 mm x 295 mm)
Output VSWR	LNB Dependent	Packaging	26 in x 23 in x 27 in (661 mm x 584 mm x 686 mm)
Switchover Time	120ms max.	Input	Ku-Band - WR-75 Ka-Band - WR-42 C-Band - WR-229 X-Band - WR-112
Power	90 - 264 VAC (47 - 63Hz)	Output	Type N Connector (50 Ohm)

ENVIRONMENTAL	
Operating Temperature	-40 to +60°C
Relative Humidity	<100%

HOW TO ORDER

RSLNGBIS KU 11 R 3



OPTIONAL CONFIGURATION ADD-ONS	
RS-REF	Internal 10 MHz Reference with External Reference Monitoring, Auto Switching
RS-MT	Boom Mount
RS-INT	Integration Services

Request A Quote