



8-way Single L-band Active Dextra Series Splitter

with dual redundant amplifiers (OPT-R version), switchable LNB powering & -20 dB monitoring port

Typical applications:



- Satellite operators, VSAT, teleports and broadcasters
- High resilience RF distribution and optimum satellite signal quality
- 850-2450 MHz to cover Ka-band and HTS applications


The Dextra splitter range has been designed for high resilience RF distribution, and optimum satellite signal quality. The splitter benefits from excellent RF performance, compact form factor as well as being a highly resilient solution minimising the risk of expensive downtime for the satcoms user

 **Compact** 1x8-way splitter housed in a 1U high chassis

 **Compact** 1x8-way splitter housed in a 1U high chassis

 **-20dB monitor port** on the front panel



 **LNB Powering** 0/13/18V LNB Powering (± 22 KHz tone) and current monitoring

 **Resilience** from dual redundant PSUs and amplifiers (OPT-R version)

 **Control & monitoring** remotely via RJ45 Ethernet port with SNMP, web browser interface.





Technical specifications and operating parameters

RF Parameters						
Capacity	8-way Splitter					
Front panel monitor	50Ω SMA	-20dB, 16dB return loss				
Frequency	850-2450MHz					
Connector & impedances	50Ω BNC	50Ω SMA	50Ω N-type	75Ω F-type	75Ω BNC	
Gain Flatness	Full band	±0.8 dB	±0.8 dB	±0.8 dB	±1.0 dB	±1.0 dB
	Any 36 MHz	±0.25 dB	±0.25 dB	±0.25 dB	±0.3 dB	±0.3 dB
Input Return Loss	Typical	20 dB	20 dB	20 dB	20 dB	20 dB
	Minimum	16 dB	16 dB	16 dB	16 dB	16 dB
Input Return Loss	Typical	21 dB	21 dB	21 dB	21 dB	21 dB
	Minimum	16 dB	16 dB	16 dB	16 dB	16 dB
Gain	0 ± 1.0 dB		Mean across band			
Group Delay	Full band	2 ns maximum				
	Any 36 MHz	1 ns maximum				
Amplification	Single path amplifier (option)					
Amplifier Redundancy (Option OPT-R)	Dual redundant amplifier. Selectable hot or cold standby, 1:1 redundancy with auto switch over based on amplifier current monitoring.					
Isolation 850-2250 MHz	Typical	28 dB	28 dB	28 dB	28 dB	28 dB
	Minimum	24 dB	24 dB	24 dB	24 dB	24 dB
Isolation 850-2250 MHz	Typical	28 dB	28 dB	28 dB	24 dB	24 dB
	Minimum	24 dB	24 dB	24 dB	22 dB	22 dB
Noise figure	50Ω	10dB typ. 12dB Max.				
	75Ω	12dB typ. 14dB Max.				
Output 1dB GCP	0dBm typ. -2dBm min.					
OIP3	< -80 dBc					
OIP2	+30dBm typ. & +27dBm max.					
3rd Order intermodulation level	-40dBc typ. -37dBm max.					
Input RF power	16dBm. Absolute Maximum					
In Band Spurious	<- 80dBm					

System Control		
Local Control & Monitoring	Front panel Tri colour LEDs to indicate PSU, LNB supply and amplifier status.	
Remote Control & Monitoring	RJ45 port with 10baseT/100baseTX Ethernet offering web browser access, SNMP, and ETL Proprietary TCP Protocol	
Monitoring Functions	Input and Outputs signal presence. Amplifier. PSUs	Controlled by Ethernet
Alarms	Dry contact, change-over via 9-way D-type. Available alarms are: PSU and LNB supply. Full status and alarms are also available via the Ethernet interface.	

Power		
LNB Power	0/13V/18Vdc, 500mA max via common (RF in) port, over current protected at 800mA typical. 22kHz tone on/off enabled/disabled through comms. Monitored, alarms and status available through comms. Thresholds settable by user through comms. Controlled by ethernet.	
PSU Power	85-264Vac 50/60 Hz	Fused 2A
PSU	Dual redundant & alarmed with dual IEC inlets	Diode OR.
AC Consumption	<20W	At steady state. Withy max rated LNB current supplied

Environmental		
Operating Temperature	0 to 50°C	
Location	Indoor use only	
Storage Temperature	-20°C to +75°C	
Humidity	85% non-condensing	Relative humidity
Altitude	10,000m AMSL (above mean sea level)	

Physical	
Input & output ports	50Ω BNC, SMA, N-type, 750Ω F-type, BNC
Dimensions	1U high x 350mm deep x 19" wide
Weight	3.05 Kg
Colour	White 00-E-55 semi-gloss

Note 1: The specification is subject to regular reviews and will be updated from time to time as part of our continuing product development and improved spec accuracy.
Note 2: Operation beyond the quoted limits stated above may cause instantaneous and permanent damage.

Request A Quote

