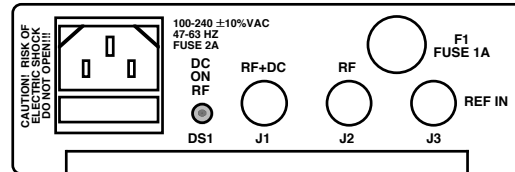



2000-2XX LNB Power Supply

2000-212 +12V, 1A • 2000-215 +15V, 1A • 2000-218 +18V, 0.5A • 2000-224 +24V, 1A

The 2000-2XX LNB Power Supply is a switching power supply which provides either regulated **+12 VDC (-212) at 1 amp, +15 VDC (-215) at 1 amp, +18 VDC (-218) at 0.5 amps OR +24 VDC (-224) at 1 amp** through RF connectors for insertion on an RF line. Also provided is a BNC connector for insertion of a 10 MHz reference signal on the RF line. The input AC connector is IEC 320 C13. The 2000-2XX is powered by a 100-240 ± 10% VAC power supply and can be mounted on an optional 1 3/4" x 19" rack mount panel (**option R, R2, or R3**).

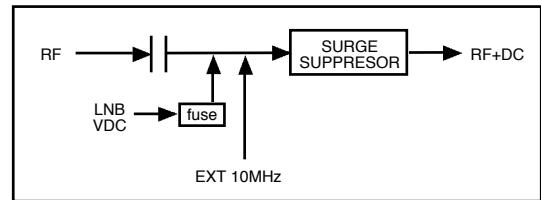


Front and Rear Panels

EQUIPMENT SPECIFICATIONS*

RF Input/Output Characteristics

Impedance/Return Loss	75Ω/14 dB
Frequency	950 - 2150 MHz
Insertion Loss	1 ± 0.5 dB
Frequency Response	±1.0 dB



Block Diagram

AC Input Characteristics

Voltage	100 - 240 ±10% VAC
Frequency	47 - 63 Hz
Power, maximum	20 watts

DC Output Characteristics

Voltage / Current	+12 VDC/ 1 amp (Model 2000-212) +15 VDC/ 1 amp (Model 2000-215) +18 VDC/ 0.5 amps (Model 2000-218) +24 VDC/ 1 amp (Model 2000-224)
Load Regulation, max.	± 5%
Power Supply type	Switcher
Switching Frequency	50 kHz, typical

Indicators

DC Power (front)	Green LED
DC Power Insertion (rear)	Yellow LED

Other

AC Input Connector	IEC 320 C13
RF Connectors	Type F (female)
10MHz REF Connector	BNC (female), 75Ω, works with 50 or 75 ohms
Size, Bench Top	4.7" wide x 1.75" high x 8.5" deep
Size, Rack Mount	19 inch standard chassis 1.75" high x 9.0" deep (option R)

Available Options

- R - Rack Mount Panel (1 position)
- R2 - Rack Mount Panel (2 positions)
- R3 - Rack Mount Panel (3 positions)

Connectors/Impedance (In & Out)

- Std. - 75Ω Type F
- B - 75Ω BNC
- D - 50Ω BNC

*10°C to 40°C; Specifications subject to change without notice.

