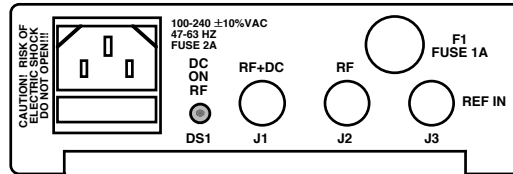



**2000-2XX LNB Power Supply**

**2000-212 +12V, 1A • 2000-215 +15V, 1A • 2000-218 +18V, 0.5A • 2000-224 +24V, 1A**

The 2000-2XX LNB Power Supply is a switching power supply which provides either regulated **+12 VDC (-212) at 1 amp, +15 VDC (-215) at 1 amp, +18 VDC (-218) at 0.5 amps OR +24 VDC (-224) at 1 amp** through RF connectors for insertion on an RF line. Also provided is a BNC connector for insertion of a 10 MHz reference signal on the RF line. The input AC connector is IEC 320 C13. The 2000-2XX is powered by a 100-240 ± 10% VAC power supply and can be mounted on an optional 1 3/4" x 19" rack mount panel (**option R, R2, or R3**).

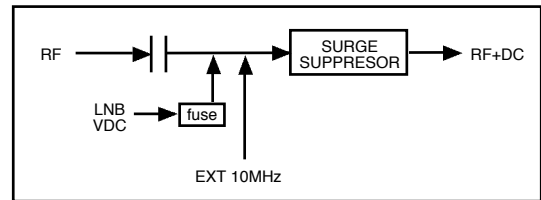


**Front and Rear Panels**

**EQUIPMENT SPECIFICATIONS\***

**RF Input/Output Characteristics**

Impedance/Return Loss	75Ω/14 dB
Frequency	950 - 2150 MHz
Insertion Loss	1 ± 0.5 dB
Frequency Response	±1.0 dB



**Block Diagram**

**AC Input Characteristics**

Voltage	100 - 240 ±10% VAC
Frequency	47 - 63 Hz
Power, maximum	20 watts

**DC Output Characteristics**

Voltage / Current	<b>+12 VDC/ 1 amp (Model 2000-212)</b> <b>+15 VDC/ 1 amp (Model 2000-215)</b> <b>+18 VDC/ 0.5 amps (Model 2000-218)</b> <b>+24 VDC/ 1 amp (Model 2000-224)</b>
Load Regulation, max.	± 5%
Power Supply type	Switcher
Switching Frequency	50 kHz, typical

**Indicators**

DC Power (front)	Green LED
DC Power Insertion (rear)	Yellow LED

**Other**

AC Input Connector	IEC 320 C13
RF Connectors	Type F (female)
10MHz REF Connector	BNC (female), <b>75Ω, works with 50 or 75 ohms</b>
Size, Bench Top	4.7" wide x 1.75" high x 8.5" deep
Size, Rack Mount	19 inch standard chassis 1.75" high x 9.0" deep ( <b>option R</b> )

**Available Options**

- R - Rack Mount Panel (1 position)
- R2 - Rack Mount Panel (2 positions)
- R3- Rack Mount Panel (3 positions)

**Connectors/Impedance (In & Out)**

- Std. - 75Ω Type F
- B - 75Ω BNC
- D - 50Ω BNC

\*10°C to 40°C; Specifications subject to change without notice.

