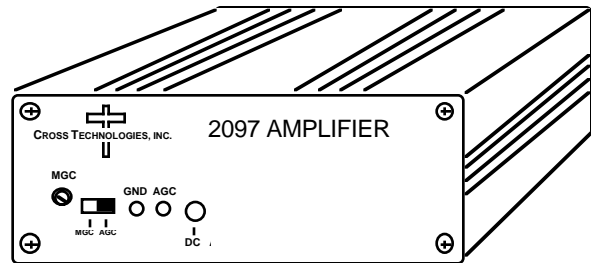
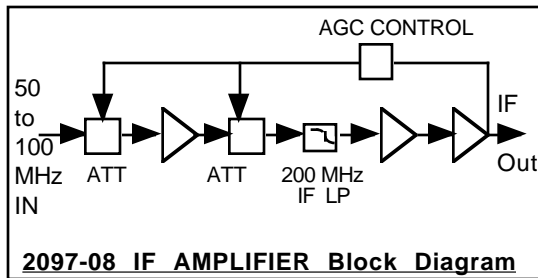


2097-08 IF Amplifier

2097-08 IF Amplifier - The 2097-08 IF Amplifier provides automatic Gain Control for a 50 to 100 MHz IF signal for a -95 to -15 dBm input level to a -30dBm, +8, -15 dB output. The 2097-08 has a band limiting lowpass filter and automatic gain (AGC) or manual gain (MGC) for a -95 to -15 dBm input range. The 2097-08 is powered by a 120 VAC, 60Hz, wall power supply and is housed in an 4.7" wide X 1.75" high X 12.5" deep aluminum chassis. **Option -R** provides 1 3/4" X 19 " rack mount panel. **Option -C** has no power supply for use with a Series 2000 Power Supply.



2097-08 IF Amplifier Block Diagram and Chassis

EQUIPMENT SPECIFICATIONS*

Input Characteristics

Impedance/RL 50Ω/10 dB
 Frequency 50 to 100 MHz
 Input Level range -95 to -15 dBm
 Input 1 dB +5 dBm

Output Characteristics

Output Impedance/RL 50 Ω /18 dB
 Output Level -30dBm, +8, -15 dB

Channel Characteristics

Gain -25 to +45, AGC
 Frequency Response ± 1.0 dB, ± 18 MHz
 Group Delay, max ± 5 ns, max 50 to 100 MHz

Controls/Indicators

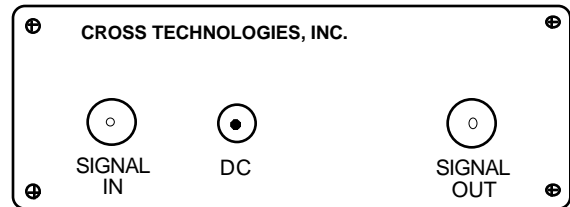
MGC/AGC; MGC Pot Switches between Manual (MGC) or Automatic (AGC) Gain control; Pot controls manual gain
 DC Power Green LED

Other

IF, RF Connectors BNC, female
 Size, Bench Top 4.7" wide X 1.75" high X 8.5" deep
 Size, Rack Mount (-R) 19 inch standard chassis 1.75"high X 9.0" deep (Optional)
 Power 120 ± 10% VAC, 60Hz, 20 watts max, wall mount power supply

Model Numbers

2097-08 wall power supply
 2097-08R wall power supply, rack mount
 2097-08C no power supply, use with 2000-01 power supply



2097-08 IF AMPLIFIER REAR PANEL

*+10 to +40 degrees C; Specifications subject to change without notice

