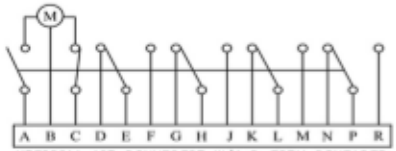

KPT02614-19P CONNECTOR W/4 C-FORM CONTACTS

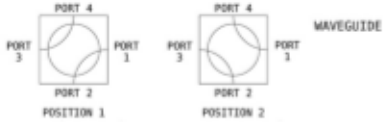

REVISIONS		APPROVALS			
SYM	DESCRIPTION	DATE	ENGRG	PROD	Q.A.

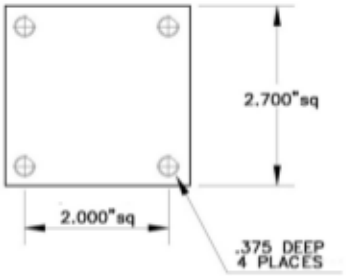

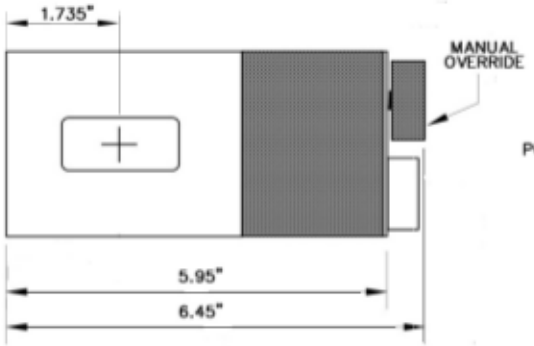

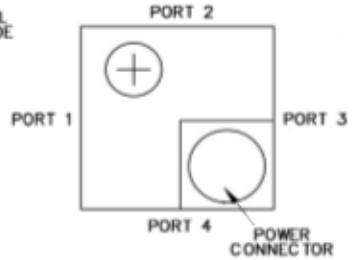

1.0 ELECTRICAL
1.1 OPERATING FREQUENCY: 4.9 – 7.05 GHZ
1.2 RETURN LOSS: –30DB MIN
1.3 ISOLATION: 70DB MIN
1.4 INSERTION LOSS: .05DB MAX
1.5 POWER HANDLING: 5KW CW
1.6 DRIVING VOLTAGE: OPTIONAL
1.7 C-FORM CONTACTS: 4 IN STD UNIT
1.8 INHIBIT CONTACTS: OPTIONAL (OPEN BEFORE VSWR EXCEEDS 1.3:1)
1.9 SWITCHING TIME: 100 MSEC MAX
1.10 POWER CONNECTOR: OPTIONAL

2.0 MECHANICAL
2.1 WAVEGUIDE SIZE: WR159
2.2 FLANGE: OPTIONAL
2.3 PRESSURE: 20 PSI (INCLUDING DRIVER)
2.4 MATERIAL: 80% ALUMINUM
2.5 FINISH: LUSTERON ON WAVEGUIDE, ANODIZE ON DRIVER
2.6 WEIGHT: .650 KG

3.0 ENVIRONMENTAL
3.1 OPERATING TEMP: –40° TO +75° C
3.2 NON OPERATING TEMP: –50° TO +100° C
3.3 HUMIDITY: 100%
3.4 SHOCK & VIBRATION: STD SHIPPING

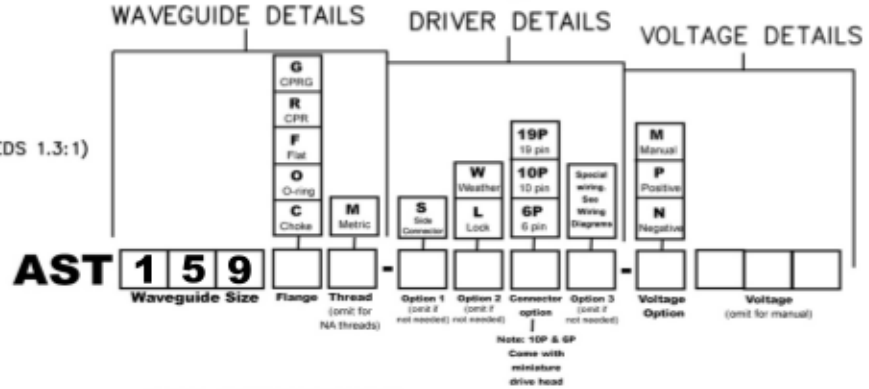

BREAK ALL CORNERS AND SHARP EDGES

UNLESS OTHERWISE SPECIFIED		DRAWN	MC	05/27/2007	WAVEGUIDE SWITCH WR 159	
FRACTIONAL ± 1/32 DECIMAL .XXX ± .010 .XX ± .020 ANGULAR ± 1/2°	DO NOT SCALE	CHECKER				
		MECH. ENGR.				
MATERIAL: NOTED SPEC:		ELEC. ENGR.				
		PROJ. ENGR.				
FINISH: NOTED SPEC:		CHIEF ENGR.			SCALE	SHEET 1 OF 1

PROPRIETARY INFORMATION
THIS DOCUMENT CONTAINS PROPRIETARY INFORMATION WHICH SHALL NOT BE REPRODUCED, TRANSFERRED TO OTHER DOCUMENTS, DISCLOSED TO OTHERS, USED FOR MANUFACTURING OR ANY OTHER PURPOSE WITHOUT PRIOR WRITTEN PERMISSION FROM AST.

Request A Quote